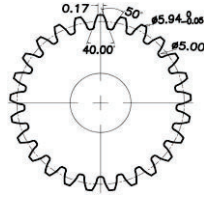

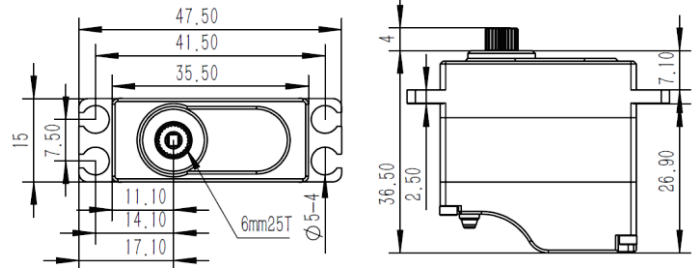


SV15X-12 Technical Specification



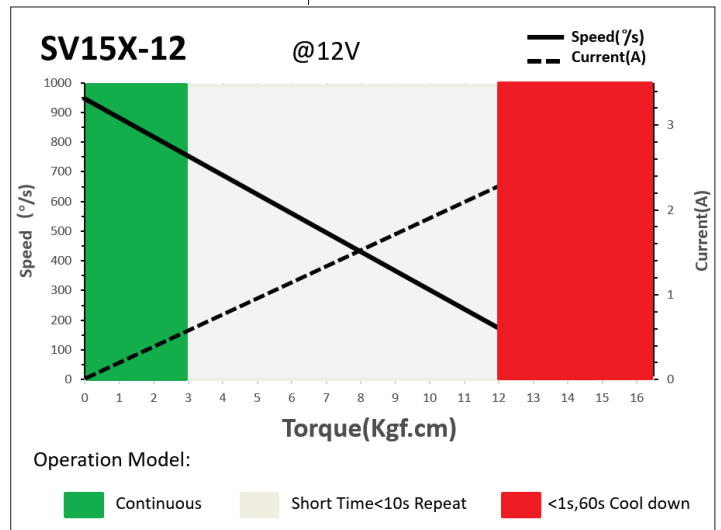
25T- 6mm Output Shaft Spline



1. Operating Data

Rated Voltage	DC12.0V
Voltage Range	DC8.40V-13.0V
Torque	9.0Kgf.cm@8.40V
	12.0Kgf.cm@12.0V
	13.0Kgf.cm@13.0V
Speed	0.08sec/60°@8.40V
	0.06sec/60°@12.0V
	0.05sec/60°@13.0V
Start Current	1.45A@8.40V
	2.05A@12.0V
	2.35A@13.0V
Working Frequency	760us/560Hz
Temperature Range	-10°C.....+65°C
Soft Start	Programmable
Programmable	Yes
Case Material	Aluminum Alloy
Motor Type	Coreless DC Motor
Gear Set Material	Hardened Steel
Position Sensor	Potentiometer
Ball Bearing	2BB
Case Dimensions	35.5*15*36.5mm±0.2mm
Weight	40g±10%

2. Performance



3. Command signal PWM Command Interface

Signal Voltage	HIGH: min.3.3V, max.5.0V Low: min.0.0V, max.1.5V
Pulse Lengths	450us-1050us
Working Frequency	760us/560Hz

4. Electrical Connection

Pin Assignment			
	1	Orange	Signal PWM Command
	2	Red	DC+ Supply Voltage
	3	Brown	DC- Supply Ground